



# ENVIRONMENTAL PRODUCT DECLARATION

*In accordance with EN 15804, ISO 14025, ISO 14040 and ISO 14044*

## CLIMAVER APTA

*Date of publication: 2018-07-17*

*Valid until: 2023-06-15*

*Based on PCR 2014:13 Insulation materials v 1.2*

*Scope of the EPD®: Spain and Portugal*

*Version: 1*

*EPD® registration number: S-P-01249*



## General information

**Manufacturer:** Saint-Gobain Isover Ibérica S.L. Avenida del Vidrio S/N. 19200 Azuqueca de Henares

**Programme used:** The International EPD® System. More information at [www.environdec.com](http://www.environdec.com)

**EPD® registration number:** S-P-01249

**PCR identification:** Insulation materials version 1.2 (2014:13)

**Product name and manufacturer represented:** Climaver APTA; Saint-Gobain Isover Ibérica SL

**Owner of the declaration:** Saint-Gobain Isover Ibérica SL

**EPD® prepared by:** Nicolás Bermejo and Alfonso Díez

**Contact:** Nicolás Bermejo, Alfonso Díez (Saint-Gobain Isover Ibérica SL)

**Email:** nicolas.bermejo@saint-gobain.com, alfonso.diez@saint-gobain.com

**Declared issued:** 2018-07-17, **Valid until:** 2023-06-15.

EPD program operator	The International EPD® System. Operated by EPD® International AB. <a href="http://www.environdec.com">www.environdec.com</a> .
PCR review conducted by	The Technical Committee of the International EPD® System
<b>LCA and EPD® performed by Saint-Gobain Isover Ibérica SL</b>	
<b>Independent verification of the environmental declaration and data according to standard EN ISO 14025:2010</b>	
Internal <input type="checkbox"/>	External <input checked="" type="checkbox"/>
<b>Verifier</b> Marcel Gómez Ferrer Marcel Gómez Consultoría Ambiental ( <a href="http://www.marcelgomez.com">www.marcelgomez.com</a> ) Tlf. 0034 630 64 35 93 Email: <a href="mailto:info@marcelgomez.com">info@marcelgomez.com</a>	
<a href="http://www.isover.es">www.isover.es</a>	

## Product description

### Product description and description of use:

This Environmental Product Declaration (EPD®) describes the environmental impacts of 1 m<sup>2</sup> of mineral wool with a thermal resistance of 1.0 K·m<sup>2</sup>·W<sup>-1</sup>.

The product Climaver APTA is a rigid panel made of ISOVER glass wool which has an excellent fire reaction since it does not contribute to extent or start a fire in any of its stages. It is a high-density panel, composed by different facings: the exterior facing is made of aluminum and fiber glass (acting as a vapor barrier), and the interior facing, made of reinforced fiber glass with high mechanical strength.

The production site of Saint-Gobain Isover Ibérica SL uses raw materials of natural origin and abundant (i.e. volcanic rock or silica sand) in order to using fusion and fiberising techniques to produce mineral wool products. The products obtained from mineral wools are characterized by its lightness due to its air containing structure that keeps immobile between its intertwined filaments.

On Earth, the best insulator is dry immobile air. At 10°C its thermal conductivity factor, expressed in  $\lambda$ , is 0.025 W/(m·K) (watts per meter Kelvin degree). The thermal conductivity of mineral wool is close to immobile air, and its lambda value is between 0,030 W/(m·K) for the most efficient wools to 0.044 W/(m·K) to the least efficient ones.

With its entangled structure, mineral wool is a porous material that traps the air, making it one of the best insulating materials. The porous and elastic structure of the wool also absorbs noise and knocks, offering acoustic correction inside premises. Mineral wools contain mainly organic materials, considered incombustible and do not propagate flames.

Isover's mineral wool insulation (Glass wool, Stone wool, etc) is used in buildings as well as industrial facilities. It ensures a high level of comfort, lowers energy costs derived from the use of the housing, minimizes carbon dioxide (CO<sub>2</sub>) emissions, prevents heat loss through pitched roofs, walls, floors, pipes and boilers, reduces noise pollution and protects homes and industrial facilities from the risk of fire.

Mineral wool products last for the average building's lifetime (which is often set at 50 years as a default), or as long as the insulated building component is part of the building.

#### Technical data/physical characteristics:

Thermal resistance of the product, (R): **1 K·m<sup>2</sup>·W<sup>-1</sup>**

The thermal conductivity of the mineral wool is: **0,036 W/(m·K)**

Reaction to fire: **Euroclass b-s1, d0. (UNE-EN 13501-1 and UNE-EN 15715)**

Acoustic properties: **N.C.**

Water vapor transmission: **μ=1(UNE EN 12086)**

**Description of the main components and/or materials for 1 m<sup>2</sup> of mineral wool with a thermal resistance of 1 K·m<sup>2</sup>·W<sup>-1</sup> for the calculation of the EPD<sup>®</sup>:**

PARAMETER	VALUE
Weight per 1 m <sup>2</sup> of product	2,27 Kg
Thickness of wool	36 mm
Surfacing	Fiber glass Aluminum Polyethylene Adhesive Paper
Packaging for the transportation and distribution	Polyethylene Wood pallet Labeling papers Paperboard
Product used for the Installation	None

During the life cycle of the product any hazardous substance listed in the "Candidate List of Substances of Very High Concern (SVHC) for authorization"<sup>1</sup> has been used in a percentage higher than 0,1% of the weight of the product.

The verifier and the programme operator do not make any claim nor have any responsibility of the legality of the product.

<sup>1</sup> [http://echa.europa.eu/chem\\_data/authorisation\\_process/candidate\\_list\\_table\\_en.asp](http://echa.europa.eu/chem_data/authorisation_process/candidate_list_table_en.asp)

## LCA calculation information

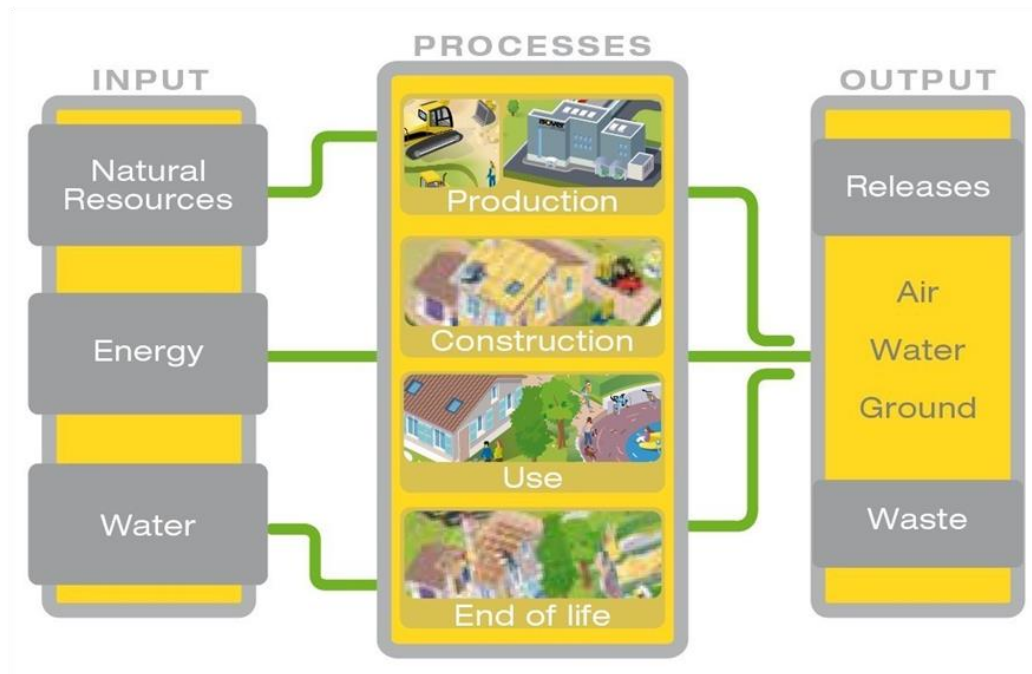
<b>FUNCTIONAL UNIT</b>	Providing a thermal insulation on 1 m <sup>2</sup> of product with a thermal resistance of 1 K·m <sup>2</sup> ·W <sup>-1</sup>
<b>SYSTEM BOUNDARIES</b>	Cradle to Grave: Mandatory stages = A1-3, A4-5, B1-7, C1-4. Optional stage = D not taken into account
<b>REFERENCE SERVICE LIFE (RSL)</b>	50 years
<b>CUT-OFF RULES</b>	<p>In the case that there is not enough information, the process energy and materials representing less than 1% of the whole energy and mass used can be excluded (if they do not cause significant impacts). The addition of all the inputs and outputs excluded cannot be bigger than the 5% of the whole mass and energy used, as well of the emissions to environment occurred. Flows related to human activities such as employee transport are excluded.</p> <p>The construction of plants, production of machines and transportation systems are excluded since the related flows are supposed to be negligible compared to the production of the building product when compared at these systems lifetime level.</p>
<b>ALLOCATIONS</b>	Allocation criteria are based on mass
<b>GEOGRAPHICAL COVERAGE AND TIME PERIOD</b>	Spain and Portugal, 2017

- EPDs of construction products may be not comparable if they do not comply with EN 15804"
- "Environmental Product Declarations within the same product category from different programs may not be comparable"



# Life cycle stages

## Flow diagram of the Life Cycle



## Product stage, A1-A3

**Description of the stage:** the product stage of the mineral wool products is subdivided into 3 modules A1, A2 and A3 respectively "Raw material supply", "transport" and "manufacturing".

The aggregation of the modules A1, A2 and A3 is a possibility considered by the EN 15 804 standard. This rule is applied in this EPD.

### Description of the scenarios and other additional technical information:

#### A1, Raw materials supply

This module considers the extraction and processing of all raw materials and energy which occur upstream to the studied manufacturing process

Specifically, the raw material supply covers production of binder components and sourcing (quarry) of raw materials for fiber production, e.g. sand and borax for glass wool. Besides these raw materials, recycled materials (agglomerates) are also used as input. The electricity production mix corresponds to Spain in 2017<sup>2</sup>.

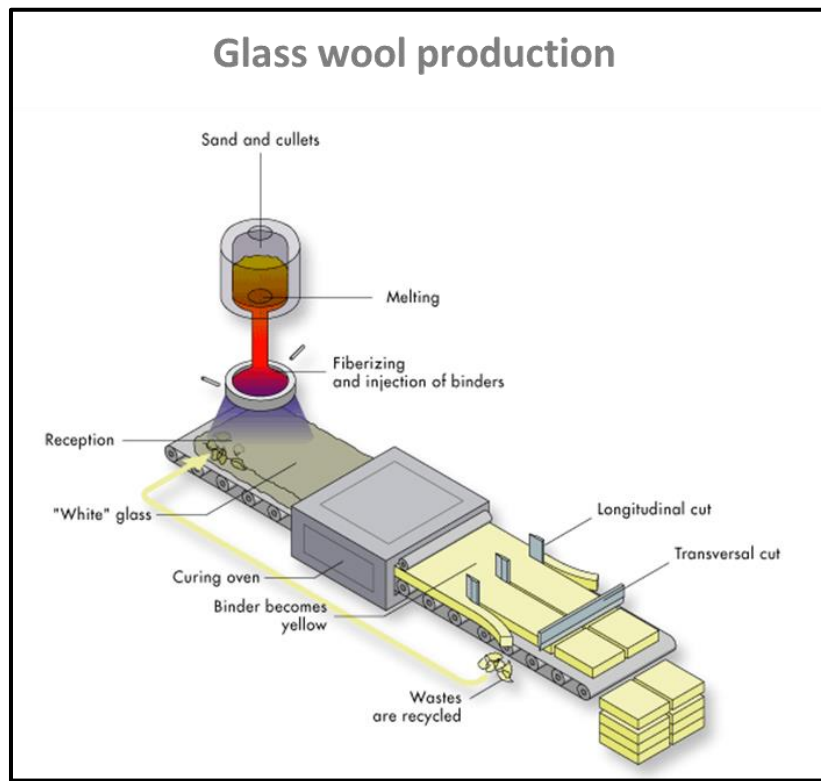
#### A2, Transport to the manufacturer

The raw materials are transported to the manufacturing site. In our case, the modeling includes the road distances traveled of each raw material.

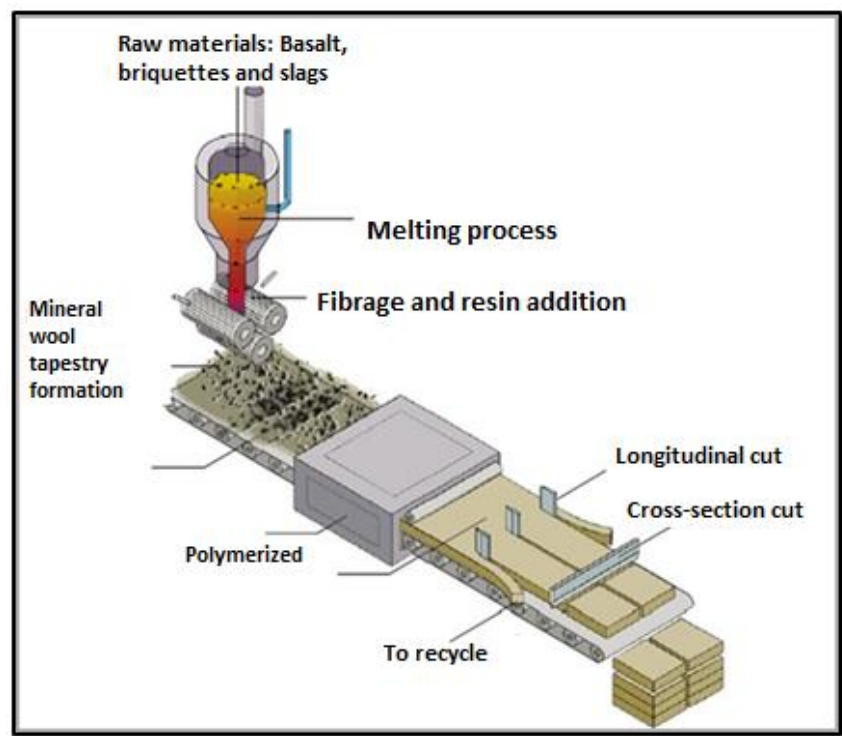
#### A3, Manufacturing

This module includes the manufacturing of the product and packaging. Specifically, it covers the manufacturing of glass, resin, mineral wool (including the processes of fusion and fiberizing showed in the flow diagram), and the packaging.

<sup>2</sup> Source: Red Eléctrica de España



## Rock wool production



## Construction process stage, A4-A5

**Description of the stage:** the construction process is divided into 2 modules: A4, transport to the building site and A5, installation in the building.

**A4, Transport to the building site:** this module includes transport from the production gate to the building site.

Transport is calculated based on a scenario with the parameters described in the following table.

PARAMETER	VALUE/DESCRIPTION
Fuel type and consumption of vehicle or vehicle type used for transport i.e. long distance truck, boat, etc.	Average truck trailer with more than 32t payload, diesel consumption 38 liters for 100 km
Distance	450 km
Capacity utilization (including empty returns)	100 % of the capacity in volume 30 % of empty returns
Bulk density of transported products*	20-200 kg/m <sup>3</sup>
Volume capacity utilization factor	1

\* Isover products presents a compression factor between 1 and 4. For an average volume of the truck of 65 m<sup>3</sup> and the m<sup>2</sup> of product specified in the prices.

**A5, Installation in the building:** this module includes:

- Waste produced during the installation of the product (see value in percentage shown in the the next table). These losses are sent to landfill (see landfill model for mineral wool at End of life chapter).
- Additional production processes done in order to compensate losses.
- Packaging waste processing, which are 100% collected and recycled.

PARAMETER	VALUE/DESCRIPTION
Wastage of materials on the building site before waste processing, generated by the product's installation (specified by type)	5 %
Output materials (specified by type) as results of waste processing at the building site e.g. of collection for recycling, for energy recovering, disposal (specified by route)	Product packaging waste is 100% collected and recycled. Following a conservative methodology, mineral wool losses are considered to be landfilled, while they are 100% recyclable and/or reusable. Distance: 50km

## Use stage (excluding potential savings), B1-B7

**Description of the stage:** the use stage is divided into the following modules:

- B1: Use
- B2: Maintenance
- B3: Repair
- B4: Replacement
- B5: Refurbishment
- B6: Operational energy use
- B7: Operational water use

**Description of the scenarios and additional technical information:**

Once installation is complete, no actions or technical operations are required during the use stages until the end of life stage. Therefore, mineral wool insulation products have no impact (excluding potential energy savings) on this stage.

## End of Life Stage, C1-C4

**Description of the stage:** this stage includes the next modules:

### C1, Deconstruction, demolition

The de-construction and/or dismantling of insulation products take part of the demolition of the entire building. In our case, the environmental impact is assumed to be very small and can be neglected

### C2, Transport to waste processing

The model use for the transportation (see A4, transportation to the building site) is applied.

### C3, Waste processing for reuse, recovery and/or recycling

The product is considered to be landfilled without reuse, recovery or recycling.

### C4, Disposal

The mineral wool is assumed to be 100% landfilled.

**Description of the scenarios and additional technical information:**

End of life

PARAMETER	VALUE/DESCRIPTION
Collection process specified by type	2,27 kg (collected with mixed construction waste)
Recovery system specified by type	There is no recovery, recycling or reuse of the product once it has reached its end of life phase.
Disposal specified by type	2,27 kg landfilled
Assumptions for scenario development (e.g. transportation)	Average truck trailer with a 16-32t payload, diesel consumption 31 liters for 100 km 50 km of average distance to landfill

## Reuse/recovery/recycling potential, D

**Description of the stage:** module D has not been taken into account.

# LCA Results








LCA model, aggregation of data and environmental impact are calculated from the TEAM™ software 5.2. CML v 4.2 impact method has been used, together with DEAM (2006) and Ecoinvent databases to obtain the inventory of generic data.

Raw materials and energy consumption, as well as transport distances have been taken directly from the manufacturing plant (year 2017).

Below, are attached the tables with the detailed LCA results, which corresponds to the referent thickness results (36mm, when R=1). The results for the commercial thicknesses (40 mm and 50 mm) are showed on the annexes I and II.











# ENVIRONMENTAL IMPACTS CLIMAVER APTA 36mm




Parameters	Product stage	Construction stage		Use stage							End of life				D Reuse, recovery, recycling <sup>3</sup>
	A1 / A2 / A3	A4 Transport	A5 Installation	B1 Use	B2 Maintenance	B3 Repair	B4 Replacement	B5 Refurbishment	B6 Operational energy use	B7 Operational water use	C1 Deconstruction / demolition	C2 Transport	C3 Waste processing	C4 Disposal	
 Global Warming Potential (GWP) - <i>kg CO2 equiv/FU</i>	2,63E+00	9,70E-02	1,40E-01	0	0	0	0	0	0	0	0	1,87E-02	0	1,21E-02	MND
	The global warming potential of a gas refers to the total contribution to global warming resulting from the emission of one unit of that gas relative to one unit of the reference gas, carbon dioxide, which is assigned a value of 1.														
 Ozone Depletion (ODP) <i>kg CFC 11 equiv/FU</i>	2,97E-07	1,91E-08	1,66E-08	0	0	0	0	0	0	0	0	3,42E-09	0	4,06E-09	MND
	Destruction of the stratospheric ozone layer which shields the earth from ultraviolet radiation harmful to life. This destruction of ozone is caused by the breakdown of certain chlorine and/or bromine containing compounds (chlorofluorocarbons or halons), which break down when they reach the stratosphere and then catalytically destroy ozone molecules.														
 Acidification potential (AP) <i>kg SO2 equiv/FU</i>	1,43E-02	2,69E-04	7,43E-04	0	0	0	0	0	0	0	0	4,70E-05	0	9,07E-05	MND
	Acid depositions have negative impacts on natural ecosystems and the man-made environment incl, buildings. The main sources for emissions of acidifying substances are agriculture and fossil fuel combustion used for electricity production, heating and transport														
 Eutrophication potential (EP) <i>kg (PO4)3- equiv/FU</i>	4,24E-03	5,64E-05	2,18E-04	0	0	0	0	0	0	0	0	9,88E-06	0	1,93E-05	MND
	Excessive enrichment of waters and continental surfaces with nutrients, and the associated adverse biological effects.														
 Photochemical ozone creation (POPC) <i>Ethene equiv/FU</i>	1,05E-03	1,58E-05	5,42E-05	0	0	0	0	0	0	0	0	2,96E-06	0	4,45E-06	MND
	Chemical reactions brought about by the light energy of the sun. The reaction of nitrogen oxides with hydrocarbons in the presence of sunlight to form ozone is an example of a photochemical reaction.														
 Abiotic depletion potential for non-fossil resources (ADP-elements) - <i>kg Sb equiv/FU</i>	1,02E-05	1,86E-07	5,28E-07	0	0	0	0	0	0	0	0	5,57E-08	0	1,35E-08	MND
 Potencial de agotamiento de Recursos Abióticos para Recursos Fósiles (ADP-combustibles fósiles) <i>kg oil equiv/FU</i>	4,09E+01	1,66E+00	2,20E+00	0	0	0	0	0	0	0	0	2,98E-01	0	3,63E-01	MND
	Consumption of non-renewable resources, thereby lowering their availability for future generations														

<sup>3</sup> MND=Module Not Declared





# USE OF RESOURCES CLIMAVER APTA 36mm

Parameters	Product stage	Construction process stage		Use stage							End of life stage				D Reuse, recovery, recycling
	A1 / A2 / A3	A4 Transport	A5 Installation	B1 Use	B2 Maintenance	B3 Repair	B4 Replacement	B5 Refurbishment	B6 Operational energy use	B7 Operational water use	C1 Deconstruction / demolition	C2 Transport	C3 Waste processing	C4 Disposal	
 Use of renewable primary energy excluding renewable primary energy resources used as raw materials - MJ/FU	6,97E+00	2,28E-02	3,51E-01	0	0	0	0	0	0	0	0	3,64E-03	0	8,66E-03	MND
 Use of renewable primary energy used as raw materials MJ/FU	-	-	-	-	-	-	-	-	-	-	-	-	-	-	MND
Total use of renewable primary energy resources (primary energy and primary energy resources used as raw materials) MJ/FU	6,97E+00	2,28E-02	3,51E-01	0	0	0	0	0	0	0	0	3,64E-03	0	8,66E-03	MND
 Use of non-renewable primary energy excluding non-renewable primary energy resources used as raw materials - MJ/FU	4,09E+01	1,66E+00	2,20E+00	0	0	0	0	0	0	0	0	2,98E-01	0	3,63E-01	MND
 Use of non-renewable primary energy used as raw materials MJ/FU	-	-	-	-	-	-	-	-	-	-	-	-	-	-	MND
Total use of non-renewable primary energy resources (primary energy and primary energy resources used as raw materials) - MJ/FU	4,09E+01	1,66E+00	2,20E+00	0	0	0	0	0	0	0	0	2,98E-01	0	3,63E-01	MND
 Use of secondary material kg/FU	9,80E-02	0	0	0	0	0	0	0	0	0	0	0	0	0	MND
 Use of renewable secondary fuels- MJ/FU	-	-	-	-	-	-	-	-	-	-	-	-	-	-	MND
 Use of non-renewable secondary fuels - MJ/FU	-	-	-	-	-	-	-	-	-	-	-	-	-	-	MND
 Use of net fresh water - m3/FU	5,55E-01	3,81E-04	2,78E-02	0	0	0	0	0	0	0	0	5,51E-05	0	3,78E-04	MND

WASTE CATEGORIES CLIMAVER APTA 36mm

Parameters	Product stage	Construction process stage		Use stage							End-of-life stage				D Reuse, recovery, recycling
	A1 / A2 / A3	A4 Transport	A5 Installation	B1 Use	B2 Maintenance	B3 Repair	B4 Replacement	B5 Refurbishment	B6 Operational energy use	B7 Operational water use	C1 Deconstruction / demolition	C2 Transport	C3 Waste processing	C4 Disposal	
 Hazardous waste disposed <i>kg/FU</i>	4,14E-04	9,03E-07	2,08E-05	0	0	0	0	0	0	0	0	1,75E-07	0	2,38E-07	MND
 Non-hazardous waste disposed <i>kg/FU</i>	5,65E-01	1,34E-01	1,51E-01	0	0	0	0	0	0	0	0	1,35E-02	0	2,27E+00	MND
 Radioactive waste disposed <i>kg/FU</i>	1,65E-04	1,09E-05	9,25E-06	0	0	0	0	0	0	0	0	1,94E-06	0	2,31E-06	MND

## OTHER OUTPUT FLOWS CLIMAVER APTA 36mm

Parameters	Product stage	Construction process stage		Use stage							End-of-life stage				D Reuse, recovery, recycling
	A1 / A2 / A3	A4 Transport	A5 Installation	B1 Use	B2 Maintenance	B3 Repair	B4 Replacement	B5 Refurbishment	B6 Operational energy use	B7 Operational water use	C1 Deconstruction / demolition	C2 Transport	C3 Waste processing	C4 Disposal	
 Components for re-use <i>kg/FU</i>	-	-	-	-	-	-	-	-	-	-	-	-	-	-	MND
 Materials for recycling <i>kg/FU</i>	0	0	1,80E-01	0	0	0	0	0	0	0	0	0	0	0	MND
 Materials for energy recovery <i>kg/FU</i>	-	-	-	-	-	-	-	-	-	-	-	-	-	-	MND
 Exported energy <i>MJ/FU</i>	0	0	0	0	0	0	0	0	0	0	0	0	0	0	MND

# LCA Interpretation

The product stage (A1-A3) is the stage with a major impact over the life cycle, since it represents between 93% (Eutrophication, Abiotic depletion-elements, Photochemical oxidation and Acidification) and 87% (Ozone Layer Depletion) of the total life cycle impacts. This stage accumulates 90% of the impacts on Non-renewable resources consumption, and a 97% of the water consumption over the life cycle. Waste is produced mainly during the End of Life stage (C1-C4), representing 73% of the total impact. This is due to the fact that 100% of the product is landfilled at the end of its service life.



[1] This indicator corresponds to the abiotic depletion potential of fossil resources.

[2] This indicator corresponds to the total use of primary energy.

[3] This indicator corresponds to the use of net fresh water.

[4] This indicator corresponds to the sum of hazardous, non-hazardous and radioactive waste disposed.










## Bibliography









- ISO 14040:2006: Environmental Management-Life Cycle Assessment-Principles and framework.
- ISO 14044:2006: Environmental Management-Life Cycle Assessment-Requirements and guidelines.
- ISO 14025:2006: Environmental labels and declarations-Type III Environmental Declarations-Principles and procedures.
- PCR Insulation materials version 1.2 (2014:13)
- UNE-EN 15804:2012+A1:2013 Sustainability of construction works - Environmental product declarations - Core rules for the product category of construction products.
- General Programme Instructions for the International EPD® System, version 2.5.
- Análisis del Ciclo de Vida de materiales aislantes Saint-Gobain Isover (2018).
- Guía Metodológica de Saint-Gobain para productos de construcción (*Environmental Product Declaration Methodological Guide for Construction Products*).




# Annex I CLIMAVER APTA 40mm Environmental Performance

## ENVIRONMENTAL IMPACTS CLIMAVER APTA 40mm





Parameters	Product stage	Construction stage		Use stage							End of life stage				D Reuse, recovery, recycling
	A1 / A2 / A3	A4 Transport	A5 Installation	B1 Use	B2 Maintenance	B3 Repair	B4 Replacement	B5 Refurbishment	B6 Operational energy use	B7 Operational water use	C1 Deconstruction / demolition	C2 Transport	C3 Waste processing	C4 Disposal	
 Global Warming Potential (GWP) - <i>kg CO2 equiv/FU</i>	2,81E+00	1,06E-01	1,50E-01	0	0	0	0	0	0	0	0	2,05E-02	0	1,32E-02	MND
	The global warming potential of a gas refers to the total contribution to global warming resulting from the emission of one unit of that gas relative to one unit of the reference gas, carbon dioxide, which is assigned a value of 1.														
 Ozone Depletion (ODP) <i>kg CFC 11 equiv/FU</i>	3,20E-07	2,08E-08	1,79E-08	0	0	0	0	0	0	0	0	3,75E-09	0	4,45E-09	MND
	Destruction of the stratospheric ozone layer which shields the earth from ultraviolet radiation harmful to life. This destruction of ozone is caused by the breakdown of certain chlorine and/or bromine containing compounds (chlorofluorocarbons or halons), which break down when they reach the stratosphere and then catalytically destroy ozone molecules.														
 Acidification potential (AP) <i>kg SO2 equiv/FU</i>	1,54E-02	2,93E-04	7,99E-04	0	0	0	0	0	0	0	0	5,16E-05	0	9,94E-05	MND
	Acid depositions have negative impacts on natural ecosystems and the man-made environment incl. buildings. The main sources for emissions of acidifying substances are agriculture and fossil fuel combustion used for electricity production, heating and transport														
 Eutrophication potential (EP) <i>kg (PO4)3- equiv/FU</i>	4,54E-03	6,15E-05	2,33E-04	0	0	0	0	0	0	0	0	1,08E-05	0	2,12E-05	MND
	Excessive enrichment of waters and continental surfaces with nutrients, and the associated adverse biological effects														
 Photochemical ozone creation (POPC) <i>Ethene equiv/FU</i>	1,14E-03	1,73E-05	5,88E-05	0	0	0	0	0	0	0	0	3,25E-06	0	4,88E-06	MND
	Chemical reactions brought about by the light energy of the sun. The reaction of nitrogen oxides with hydrocarbons in the presence of sunlight to form ozone is an example of a photochemical reaction.														
 Abiotic depletion potential for non-fossil resources (ADP-elements) - <i>kg Sb equiv/FU</i>	1,10E-05	2,03E-07	5,70E-07	0	0	0	0	0	0	0	0	6,11E-08	0	1,48E-08	MND
 Abiotic depletion potential for fossil resources (ADP-fossil fuels) - <i>MJ/FU</i>	4,38E+01	1,81E+00	2,36E+00	0	0	0	0	0	0	0	0	3,27E-01	0	3,98E-01	MND
	Consumption of non-renewable resources, thereby lowering their availability for future generations.														

USE OF RESOURCES CLIMAVER APTA 40mm

Parameters	Product stage	Construction process stage		Use stage							End of life stage				D Reuse, recovery, recycling
	A1 / A2 / A3	A4 Transport	A5 Installation	B1 Use	B2 Maintenance	B3 Repair	B4 Replacement	B5 Refurbishment	B6 Operational energy use	B7 Operational water use	C1 Deconstruction / demolition	C2 Transport	C3 Waste processing	C4 Disposal	
 Use of renewable primary energy excluding renewable primary energy resources used as raw materials - <i>MJ/FU</i>	7,35E+00	2,49E-02	3,70E-01	0	0	0	0	0	0	0	0	3,99E-03	0	9,50E-03	MND
 Use of renewable primary energy used as raw materials <i>MJ/FU</i>	-	-	-	-	-	-	-	-	-	-	-	-	-	-	MND
Total use of renewable primary energy resources (primary energy and primary energy resources used as raw materials) <i>MJ/FU</i>	7,35E+00	2,49E-02	3,70E-01	0	0	0	0	0	0	0	0	3,99E-03	0	9,50E-03	MND
 Use of non-renewable primary energy excluding non-renewable primary energy resources used as raw materials - <i>MJ/FU</i>	4,38E+01	1,81E+00	2,36E+00	0	0	0	0	0	0	0	0	3,27E-01	0	3,98E-01	MND
 Use of non-renewable primary energy used as raw materials <i>MJ/FU</i>	-	-	-	-	-	-	-	-	-	-	-	-	-	-	MND
Total use of non-renewable primary energy resources (primary energy and primary energy resources used as raw materials) - <i>MJ/FU</i>	4,38E+01	1,81E+00	2,36E+00	0	0	0	0	0	0	0	0	3,27E-01	0	3,98E-01	MND
 Use of secondary material <i>kg/FU</i>	1,09E-01	0	0	0	0	0	0	0	0	0	0	0	0	0	MND
 Use of renewable secondary fuels- <i>MJ/FU</i>	-	-	-	-	-	-	-	-	-	-	-	-	-	-	MND
 Use of non-renewable secondary fuels - <i>MJ/FU</i>	-	-	-	-	-	-	-	-	-	-	-	-	-	-	MND
 Use of net fresh water - <i>m3/FU</i>	6,16E-01	4,15E-04	3,08E-02	0	0	0	0	0	0	0	0	6,04E-05	0	4,14E-04	MND

WASTE CATEGORIES CLIMAVAR APTA 40mm															
Parameters	Product stage	Construction process stage		Use stage							End-of-life stage				D Reuse, recovery, recycling
	A1 / A2 / A3	A4 Transport	A5 Installation	B1 Use	B2 Maintenance	B3 Repair	B4 Replacement	B5 Refurbishment	B6 Operational energy use	B7 Operational water use	C1 Deconstruction / demolition	C2 Transport	C3 Waste processing	C4 Disposal	
 Hazardous waste disposed <i>kg/FU</i>	4,37E-04	9,84E-07	2,19E-05	0	0	0	0	0	0	0	0	1,91E-07	0	2,61E-07	MND
 Non-hazardous waste disposed <i>kg/FU</i>	6,13E-01	1,46E-01	1,65E-01	0	0	0	0	0	0	0	0	1,48E-02	0	2,49E+00	MND
 Radioactive waste disposed <i>kg/FU</i>	1,78E-04	1,18E-05	9,99E-06	0	0	0	0	0	0	0	0	2,12E-06	0	2,53E-06	MND








OTHER OUTPUT FLOWS CLIMAVER APTA 40mm

Parameters	Product stage	Construction process stage	Use stage								End-of-life stage				D Reuse, recovery, recycling
	A1 / A2 / A3	A4 Transport	A5 Installation	B1 Use	B2 Maintenance	B3 Repair	B4 Replacement	B5 Refurbishment	B6 Operational energy use	B7 Operational water use	C1 Deconstruction / demolition	C2 Transport	C3 Waste processing	C4 Disposal	
 Components for re-use <i>kg/FU</i>	-	-	-	-	-	-	-	-	-	-	-	-	-	-	MND
 Materials for recycling <i>kg/FU</i>	0	0	1,80E-01	0	0	0	0	0	0	0	0	0	0	0	MND
 Materials for energy recovery <i>kg/FU</i>	-	-	-	-	-	-	-	-	-	-	-	-	-	-	MND
 Exported energy <i>MJ/FU</i>	0	0	0	0	0	0	0	0	0	0	0	0	0	0	MND














## Annex II CLIMAVER APTA 50mm Environmental Performance

### ENVIRONMENTAL IMPACTS CLIMAVER APTA 50mm





Parameters	Product stage	Construction stage		Use stage							End of life stage				D Reuse, recovery, recycling
	A1 / A2 / A3	A4 Transport	A5 Installation	B1 Use	B2 Maintenance	B3 Repair	B4 Replacement	B5 Refurbishment	B6 Operational energy use	B7 Operational water use	C1 Deconstruction / demolition	C2 Transport	C3 Waste processing	C4 Disposal	
 Global Warming Potential (GWP) - <i>kg CO2 equiv/FU</i>	3,28E+00	1,27E-01	1,75E-01	0	0	0	0	0	0	0	0	2,51E-02	0	1,61E-02	MND
	The global warming potential of a gas refers to the total contribution to global warming resulting from the emission of one unit of that gas relative to one unit of the reference gas, carbon dioxide, which is assigned a value of 1														
 Ozone Depletion (ODP) <i>kg CFC 11 equiv/FU</i>	3,79E-07	2,51E-08	2,12E-08	0	0	0	0	0	0	0	0	4,57E-09	0	5,43E-09	MND
	Destruction of the stratospheric ozone layer which shields the earth from ultraviolet radiation harmful to life. This destruction of ozone is caused by the breakdown of certain chlorine and/or bromine containing compounds (chlorofluorocarbons or halons), which break down when they reach the stratosphere and then catalytically destroy ozone molecules.														
 Acidification potential (AP) <i>kg SO2 equiv/FU</i>	1,81E-02	3,53E-04	9,37E-04	0	0	0	0	0	0	0	0	6,30E-05	0	1,21E-04	MND
	Acid depositions have negative impacts on natural ecosystems and the man-made environment incl. buildings. The main sources for emissions of acidifying substances are agriculture and fossil fuel combustion used for electricity production, heating and transport.														
 Eutrophication potential (EP) <i>kg (PO4)3- equiv/FU</i>	5,28E-03	7,42E-05	2,71E-04	0	0	0	0	0	0	0	0	1,32E-05	0	2,59E-05	MND
	Excessive enrichment of waters and continental surfaces with nutrients, and the associated adverse biological effects														
 Photochemical ozone creation (POPC) <i>Ethene equiv/FU</i>	1,36E-03	2,08E-05	7,02E-05	0	0	0	0	0	0	0	0	3,96E-06	0	5,96E-06	MND
	Chemical reactions brought about by the light energy of the sun. The reaction of nitrogen oxides with hydrocarbons in the presence of sunlight to form ozone is an example of a photochemical reaction.														
 Abiotic depletion potential for non-fossil resources (ADP-elements) - <i>kg Sb equiv/FU</i>	1,30E-05	2,45E-07	6,75E-07	0	0	0	0	0	0	0	0	7,46E-08	0	1,80E-08	MND
 Abiotic depletion potential for fossil resources (ADP-fossil fuels) - <i>MJ/FU</i>	5,11E+01	2,18E+00	2,75E+00	0	0	0	0	0	0	0	0	3,99E-01	0	4,86E-01	MND
	Consumption of non-renewable resources, thereby lowering their availability for future generations.														

# USE OF RESOURCES CLIMAVER APTA 50mm

Parameters	Product stage	Construction process stage		Use stage							End of life stage				D Reuse, recovery, recycling
	A1 / A2 / A3	A4 Transport	A5 Installation	B1 Use	B2 Maintenance	B3 Repair	B4 Replacement	B5 Refurbishment	B6 Operational energy use	B7 Operational water use	C1 Deconstruction / demolition	C2 Transport	C3 Waste processing	C4 Disposal	
 Use of renewable primary energy excluding renewable primary energy resources used as raw materials - <i>MJ/FU</i>	8,31E+00	3,00E-02	4,18E-01	0	0	0	0	0	0	0	0	4,88E-03	0	1,16E-02	MND
 Use of renewable primary energy used as raw materials <i>MJ/FU</i>	-	-	-	-	-	-	-	-	-	-	-	-	-	-	MND
Total use of renewable primary energy resources (primary energy and primary energy resources used as raw materials) <i>MJ/FU</i>	8,31E+00	3,00E-02	4,18E-01	0	0	0	0	0	0	0	0	4,88E-03	0	1,16E-02	MND
 Use of non-renewable primary energy excluding non-renewable primary energy resources used as raw materials - <i>MJ/FU</i>	5,11E+01	2,18E+00	2,75E+00	0	0	0	0	0	0	0	0	3,99E-01	0	4,86E-01	MND
 Use of non-renewable primary energy used as raw materials <i>MJ/FU</i>	-	-	-	-	-	-	-	-	-	-	-	-	-	-	MND
Total use of non-renewable primary energy resources (primary energy and primary energy resources used as raw materials) - <i>MJ/FU</i>	5,11E+01	2,18E+00	2,75E+00	0	0	0	0	0	0	0	0	3,99E-01	0	4,86E-01	MND
 Use of secondary material <i>kg/FU</i>	1,36E-01	0	0	0	0	0	0	0	0	0	0	0	0	0	MND
 Use of renewable secondary fuels- <i>MJ/FU</i>	-	-	-	-	-	-	-	-	-	-	-	-	-	-	MND
 Use of non-renewable secondary fuels - <i>MJ/FU</i>	-	-	-	-	-	-	-	-	-	-	-	-	-	-	MND
 Use of net fresh water - <i>m3/FU</i>	7,67E-01	5,01E-04	3,84E-02	0	0	0	0	0	0	0	0	7,38E-05	0	5,06E-04	MND

WASTE CATEGORIES CLIMAVAR APTA 50mm															
Parameters	Product stage	Construction process stage		Use stage							End-of-life stage				D Reuse, recovery, recycling
	A1 / A2 / A3	A4 Transport	A5 Installation	B1 Use	B2 Maintenance	B3 Repair	B4 Replacement	B5 Refurbishment	B6 Operational energy use	B7 Operational water use	C1 Deconstruction / demolition	C2 Transport	C3 Waste processing	C4 Disposal	
 Hazardous waste disposed <i>kg/FU</i>	4,93E-04	1,19E-06	2,48E-05	0	0	0	0	0	0	0	0	2,34E-07	0	3,19E-07	MND
 Non-hazardous waste disposed <i>kg/FU</i>	7,33E-01	1,76E-01	2,00E-01	0	0	0	0	0	0	0	0	1,80E-02	0	3,04E+00	MND
 Radioactive waste disposed <i>kg/FU</i>	2,11E-04	1,43E-05	1,18E-05	0	0	0	0	0	0	0	0	2,59E-06	0	3,09E-06	MND

OTHER OUTPUT FLOWS CLIMAVER APTA 50mm

Parameters	Product stage	Construction process stage		Use stage							End-of-life stage				D Reuse, recovery, recycling
	A1 / A2 / A3	A4 Transport	A5 Installation	B1 Use	B2 Maintenance	B3 Repair	B4 Replacement	B5 Refurbishment	B6 Operational energy use	B7 Operational water use	C1 Deconstruction / demolition	C2 Transport	C3 Waste processing	C4 Disposal	
 Components for re-use <i>kg/FU</i>	-	-	-	-	-	-	-	-	-	-	-	-	-	-	MND
 Materials for recycling <i>kg/FU</i>	0	0	1,80E-01	0	0	0	0	0	0	0	0	0	0	0	MND
 Materials for energy recovery <i>kg/FU</i>	-	-	-	-	-	-	-	-	-	-	-	-	-	-	MND
 Exported energy <i>MJ/FU</i>	0	0	0	0	0	0	0	0	0	0	0	0	0	0	MND